

Know your crossings

INFORMATION SHEET

Facts to Share

Puffins, zebras, toucans, pelicans and equestrian are all different types of pedestrian crossings. There are also traffic islands and school crossings where you may find a patrol officer who will help school children cross the road.

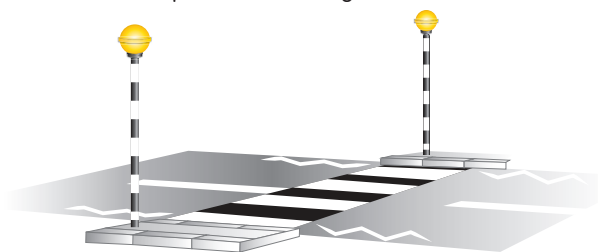
Zebra crossing

The name zebra comes from the black and white stripes on the road. They have:

- Flashing yellow beacons on black and white striped poles.
- Zig zag lines approaching the crossing.
- No traffic lights or 'green figure' to show when to cross.

Safety tips

- Because a zebra crossing does not have any traffic lights or green figure, it is up to the pedestrian to look and listen all around for traffic, to make sure all the traffic has stopped and that it's safe to cross.
- Zebra crossings with an island in the middle should be treated as two separate crossings.



Pelican crossing

The name actually comes from the phrase '**pedestrian light indication**'. They have:

- Zig zag lines approaching the crossing.
- Traffic lights.
- A red figure telling pedestrians when to stop, a green figure to show when it is safe to cross.
- An Activation Button.
- A bleeping sound to show when it is safe to cross.



Puffin crossing

The name puffin comes from **p**edestrian **u**ser **f**riendly **i**ntelligence.

- Similar to pelican crossings but instead of a green and red figure being on the other side of the road, they are next to you above the push button.
- They have motion detectors to know when someone is waiting to cross and when they have reached the other side of the road.

Toucan

The name toucan is based on the fact that 'two can cross' - because these are joint pedestrian and cycle crossings.

- Similar to puffin crossings, a red and green cycle signal is given, as well as a red and green figure signal, as they allow both cyclists and pedestrians to cross. They are next to you above the push button, but they have motion detectors to know when someone is waiting to cross and when they have reached the other side of the road.
- There are no flashing green figures.
- These crossings are normally found near parks or cycle lanes.

Safety tips

- After a period of time the green figure will start flashing. Do not cross when the red figure shows or start to cross when the green figure begins to flash. If you have started to cross the road, you will have enough time to cross.
- This is the only pedestrian crossing which has a flashing amber light as part of its sequence.
- The crossing can be in a straight line or staggered; if it goes straight across the road then it is treated as one crossing even if it has a central island. If the crossing is staggered and not in line, then the crossings are treated as separate.





Know your crossings

INFORMATION SHEET

Pelican, puffin and toucan crossings can also help blind and partially sighted people by sounding a bleeper when it is safe to cross. They can also give a tactile signal, with a small rotating cone under the push button that spins when the green figure shows.

Equestrian crossing

These allow horses and their riders to cross. They may also have a separate crossing next to them for pedestrians, or pedestrians and cyclists. They do not have a flashing green figure.




School crossing

A school crossing patrol is a manned crossing (can be a zebra or traffic light crossing), with a uniformed warden who uses a 'STOP' sign to help.

Safety tips

- When crossing with a patrol, pedestrians should stand well back, listen to the patrol's instructions and cross in front of the patrol.

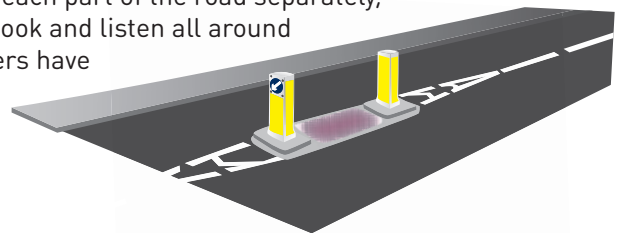


Refuge island

Refuge islands are found in the middle of wider roads where there is no other type of crossing point (such as zebra or pelican). Refuge islands help to narrow the road giving pedestrians a safe area in which to wait before crossing the other half of the road.

Safety tips

- Pedestrians should cross each part of the road separately, stopping on the island to look and listen all around for oncoming traffic. Drivers have priority over pedestrians at refuge islands.



Answers to jigsaw puzzle

- Zebra - 3, 5, 6, 8, 9, 12, 13, 15
- Pelican - 4, 9, 12, 14, 15, 16, 17, 18
- Puffin - 4, 7, 9, 11, 12, 14, 15, 16
- Toucan - 4, 7, 9, 11, 12, 14, 15, 16
- Equestrian - 2, 4, 7, 9, 11, 12, 14, 15, 16
- Refuge - 1, 6, 8, 9, 12
- School - 5, 9, 10, 12

CROSSING 'QUICK CHECK' CHART

CROSSING NAME	Black and white stripes on road	Amber beacons	Zig zag lines	Traffic lights	Green/red figure	Sound/bleep	Activation button	Who is it for? Eg pedestrians, cyclists horses etc
Zebra	X	X	X					Pedestrians
Pelican			X	X	X	X	X	Pedestrians
Puffin			X	X	X	X	X	Pedestrians
Toucan			X	X	X	X	X	Pedestrians/cyclists
Equestrian			X	X	X	X	X	Pedestrians/cyclists /horses
Refuge island								Pedestrians
School crossing								Pedestrians / schoolchildren

