






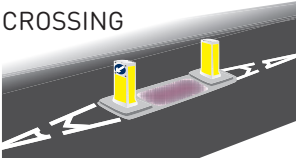



# Know your crossings

## ROAD SAFETY ACTIVITY

Match the phrases and actions you need to take with the different types of pedestrian crossings. There may be more than one answer for each crossing. Write the numbers in the box next to the crossing picture.

1. Small area in the middle of the road for pedestrians to stand safely
2. Horse and rider signal
3. Flashing yellow beacons
4. Activation button
5. Striped poles
6. Uncontrolled crossing
7. Motion sensors
8. No traffic lights
9. Check the traffic has stopped
10. Listen to Patrol's instructions

<p>ZEBRA CROSSING</p> 	
<p>PELICAN CROSSING</p> 	
<p>PUFFIN CROSSING</p> 	
<p>TOUCAN CROSSING</p> 	
<p>EQUESTRIAN CROSSING</p> 	
<p>REFUGE ISLAND CROSSING</p> 	
<p>SCHOOL CROSSING</p> 	

11. Red and green figure on the same side of the road
12. Look and listen all around for traffic and check it's safe to cross
13. Black and white road markings
14. Only cross the road when the green figure shows
15. Zig-Zag lines
16. Traffic lights
17. Flashing green figure
18. Red and green figure shown on the opposite side of the road

