







This activity helps support the My Outdoor Challenge Award requirement 4

A Leaf Crown

All good tree spotters deserve a crown!
Here's how to make one:

-  You will need a paper strip, double-sided sticky tape and some lovely leaves. Make sure your paper strip is big enough to fit your head.
-  Place one side of the double-sided sticky tape around the outside of the crown, and stick into position.
-  Use glue or tape to fix the paper into a circular crown shape and double-check that it fits your head.
-  Once you have all your leaves ready, peel back the top layer of the sticky tape and push the leaves into place.



Impressive!



You could also take the leaves home and make a leaf collage



Celebrating the new Gruffalo Explorers books, fun fact-filled nature spotter guides, The Gruffalo is partnering the Beaver My Outdoors Challenge Award, bringing clever ideas and new activities to this challenge. Find out more at scouts.org.uk/gruffaloexplorers

